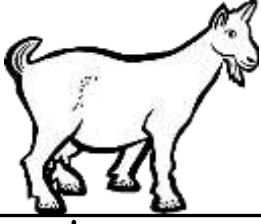




# SESLİ – SESSİZ HARFLER



Görselleri inceleyelim. Eksik bırakılan yerleri sesli harflerle tamamlayarak görsellerin isimlerini yazalım.



k-ç-



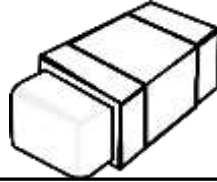
-yv-




d-ft-r



k-p-k



s-lg-



k-z-



t-vş-n



t-v-k



-rm-t



p-rt-k-l



h-rk-



ş-pk-