



SESLİ – SESSİZ HARFLER

Görselleri inceleyelim. Eksik bırakılan yerleri sessiz harflerle tamamlayarak görsellerin isimlerini yazalım.



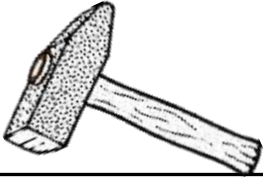
-e-i-




-a-o-



-a--a-



-e-i-



-a-a-



-u-u-



-i-i-



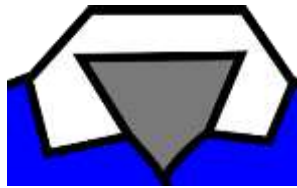
-e-e-e-




-u-a-



-|-|-



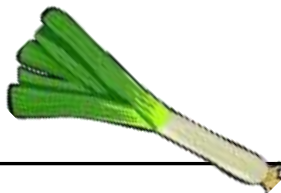
-a-a-



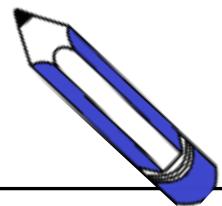
-i-e-



-|-|-



-a-a-



-i-e-