


SESLİ - SESSİZ HARFLER

Görselleri inceleyelim. Eksik bırakılan yerleri sessiz harflerle tamamlayarak görsellerin isimlerini yazalım.



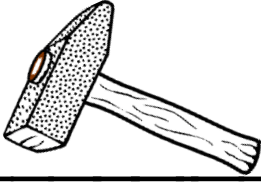
e i




a o



a a



e i




a a



u u



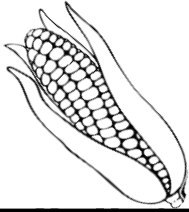
i i



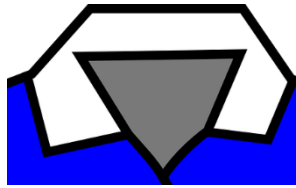
e e e




u a



l l




a a




i e



e a



l a a



a e