
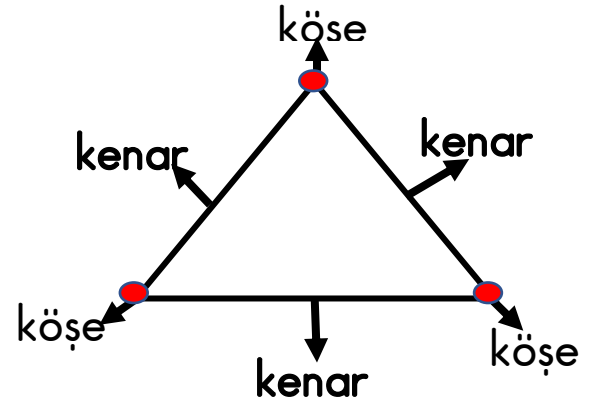
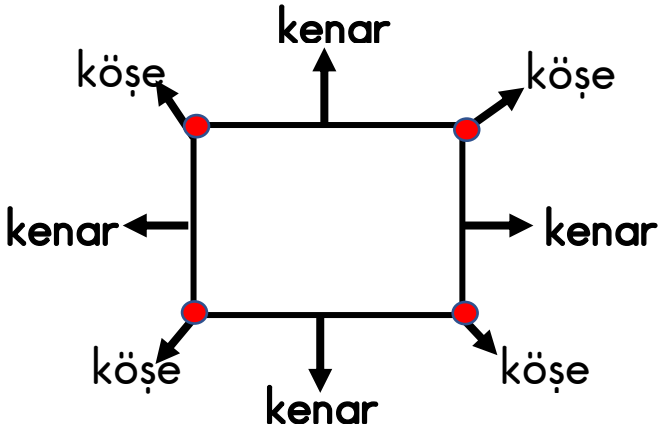


Geometrik Şekillerin Köşe ve Kenarları

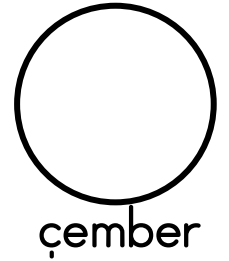
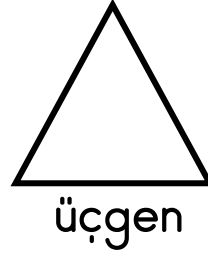
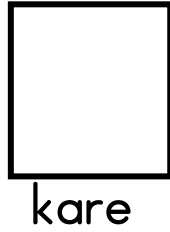
Aşağıdaki görsellerin kenarlarını kırmızı kalemle çiziniz.





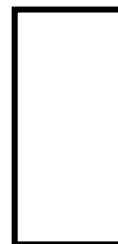
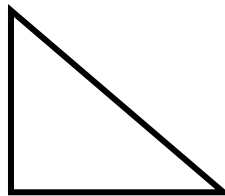



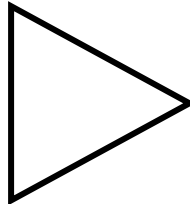

Aşağıdaki geometrik şekillerin köşe ve kenarlarını inceleyelim.




Aşağıdaki geometrik şekilleri inceleyelim.



Aşağıdaki kareleri maviye, dikdörtgenleri pembeye, üçgenleri sarıya boyayınız.



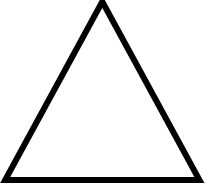
Aşağıdaki boşluklar doldurunuz.




Kareninkenarı,köşesi vardır.



Dikdörtgeninkenarı,köşesi vardır.



Üçgeninkenarı,köşesi vardır.



Çemberin kenarı ve köşesi

Aşağıdaki geometrik şekillerden yapılmış görseli inceleyiniz. Kareleri maviye, dikdörtgenleri kahverengiye, üçgenleri yeşile, çemberi pembeyle boyayınız.

