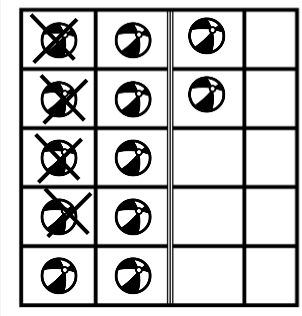
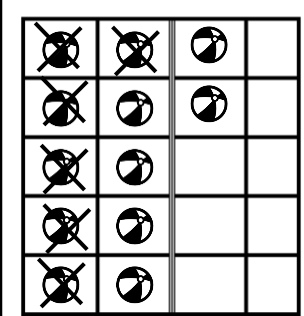
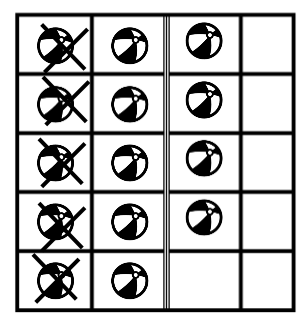
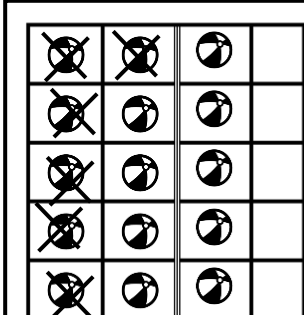


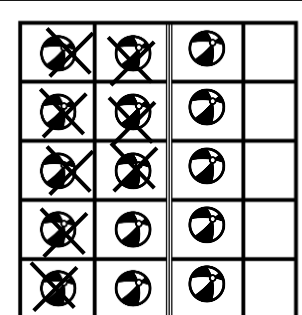
Aşağıdaki çıkarma işlemlerini verilen örneğe göre yapınız.

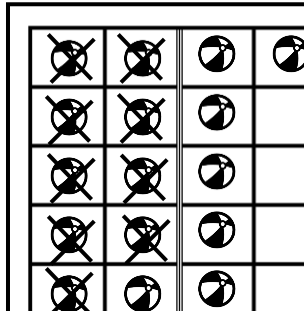
	$\begin{array}{r} 12 \\ - 4 \\ \hline 8 \end{array}$
---	--

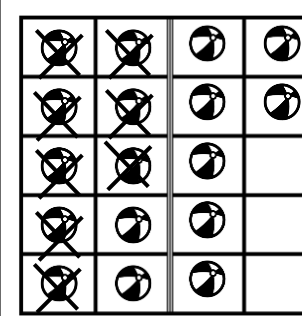
	$\begin{array}{r} \square \\ \square \\ \hline \square \end{array}$
--	---

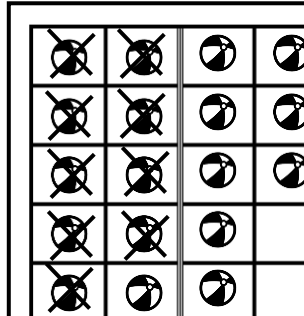
	$\begin{array}{r} \square \\ \square \\ \hline \square \end{array}$
---	---

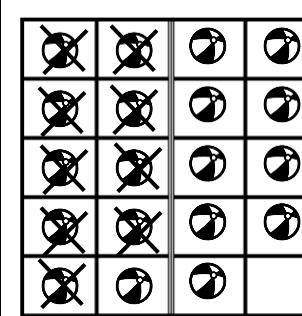
	$\begin{array}{r} \square \\ \square \\ \hline \square \end{array}$
--	---

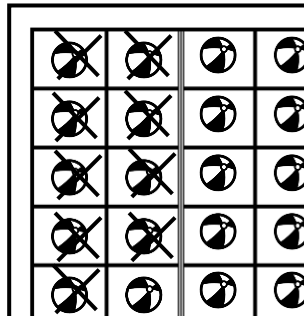
	$\begin{array}{r} \square \\ \square \\ \hline \square \end{array}$
--	---

	$\begin{array}{r} \square \\ \square \\ \hline \square \end{array}$
---	---

	$\begin{array}{r} \square \\ \square \\ \hline \square \end{array}$
---	---

	$\begin{array}{r} \square \\ \square \\ \hline \square \end{array}$
--	---

	$\begin{array}{r} \square \\ \square \\ \hline \square \end{array}$
---	---

	$\begin{array}{r} \square \\ \square \\ \hline \square \end{array}$
--	---