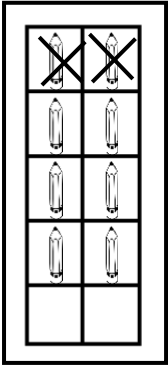
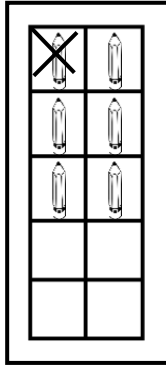


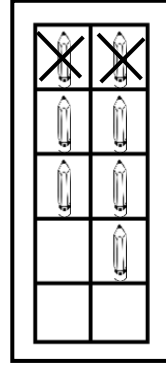
Aşağıdaki çıkarma işlemlerini verilen örneğe göre yapınız.



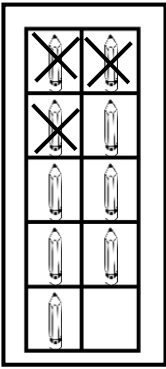
$$\begin{array}{r} 8 \\ - 2 \\ \hline 6 \end{array}$$



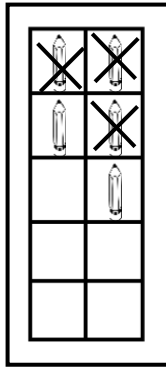
$$\begin{array}{r} \square \\ - \square \\ \hline \square \end{array}$$



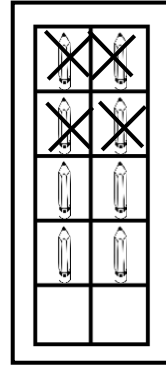
$$\begin{array}{r} \square \\ - \square \\ \hline \square \end{array}$$



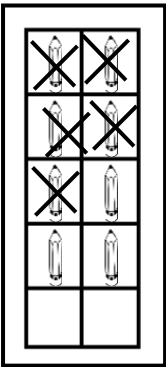
$$\begin{array}{r} \square \\ - \square \\ \hline \square \end{array}$$



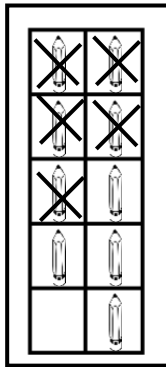
$$\begin{array}{r} \square \\ - \square \\ \hline \square \end{array}$$



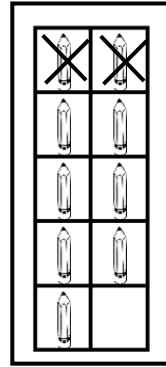
$$\begin{array}{r} \square \\ - \square \\ \hline \square \end{array}$$



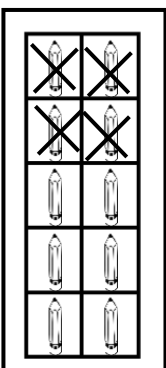
$$\begin{array}{r} \square \\ - \square \\ \hline \square \end{array}$$



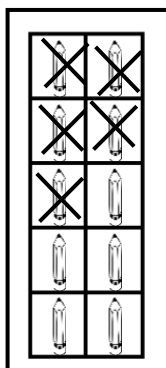
$$\begin{array}{r} \square \\ - \square \\ \hline \square \end{array}$$



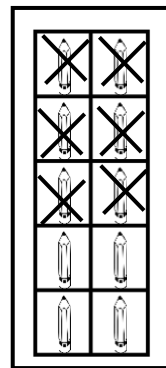
$$\begin{array}{r} \square \\ - \square \\ \hline \square \end{array}$$



$$\begin{array}{r} \square \\ - \square \\ \hline \square \end{array}$$



$$\begin{array}{r} \square \\ - \square \\ \hline \square \end{array}$$



$$\begin{array}{r} \square \\ - \square \\ \hline \square \end{array}$$