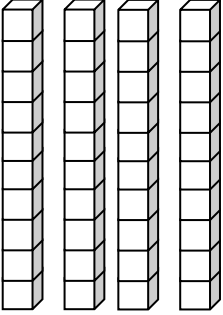

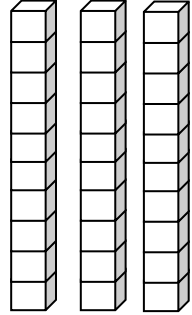
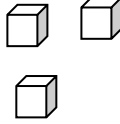
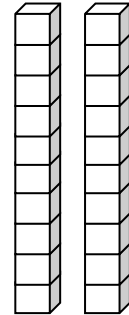
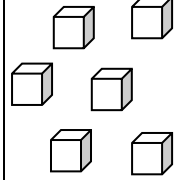



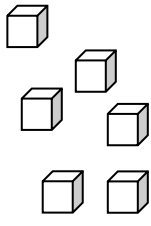
Onluk ve Birliklere Ayırma

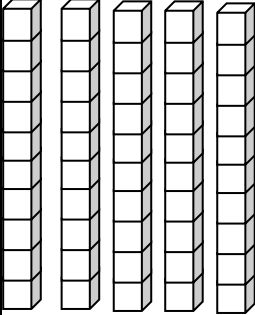
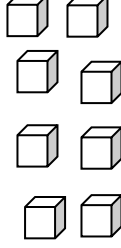
Aşağıdaki tabloları örnekteki gibi tamamlayınız.

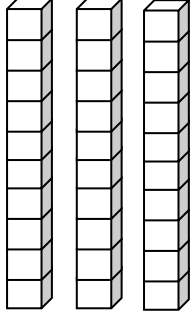
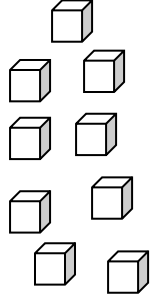
Onluklar	Birlikler
	
4 Onluk	1 Birlik
41	

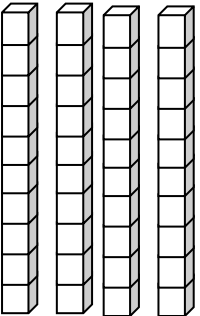
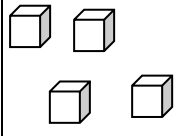
Onluklar	Birlikler
	
.....Onluk Birlik

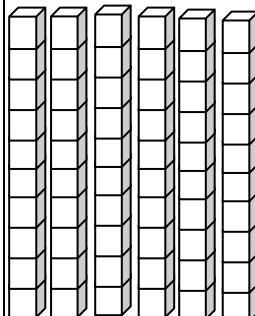
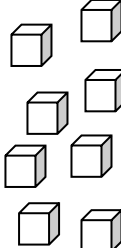
Onluklar	Birlikler
	
.....Onluk Birlik

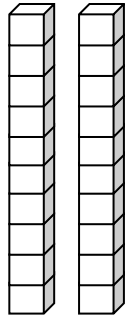
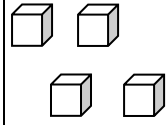
Onluklar	Birlikler
	
.....Onluk Birlik

Onluklar	Birlikler
	
.....Onluk	... Birlik

Onluklar	Birlikler
	
.....Onluk Birlik

Onluklar	Birlikler
	
.....OnlukBirlik

Onluklar	Birlikler
	
.....Onluk	...Birlik

Onluklar	Birlikler
	
.....Onluk Birlik