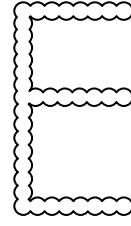
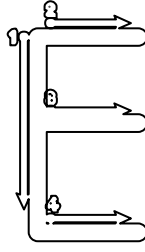
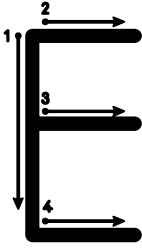


"E" Sesi



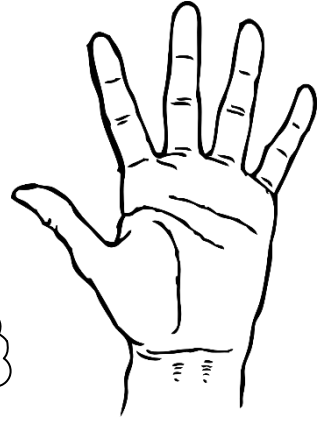

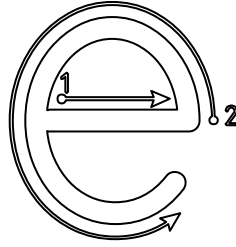
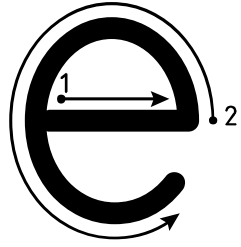

Harfin üzerinden geç ve boşlukları örneğe göre doldur.

Four rows of handwriting practice. Each row starts with a small house icon on the left. The first row contains six uppercase 'E's. The second row contains four uppercase 'E's. The third row contains three uppercase 'E's. The fourth row contains two uppercase 'E's. To the right of the rows is a large illustration of a white donkey with a grey mane and tail, and orange hooves.




Aşağıda "e E" harflerinin yazılı olduğu elmaları bulup boyayınız.

A 3x6 grid of apples. Each apple contains a letter. The letters are: Row 1: L, E, e, C, e, e; Row 2: e, e, k, E, m, v; Row 3: E, B, E, Ş, E, e.

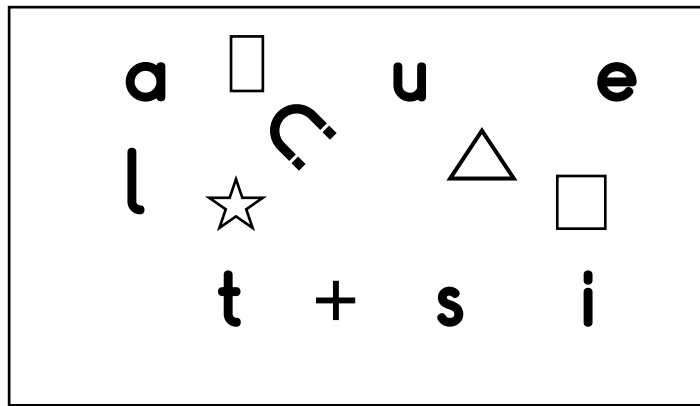
"E" Sesi



Harfin üzerinden geç ve boşlukları örneğe göre doldur.



Bir dizi sembol arasından söylenen sesin harfini bulunuz.



Aşağıdaki cümlelerde "e" harfini bulup kırmızı kalemle işaretleyiniz ve okuyunuz.

Lale bahçeye çiçek ekti.

Ela annesine teşekkür etti.